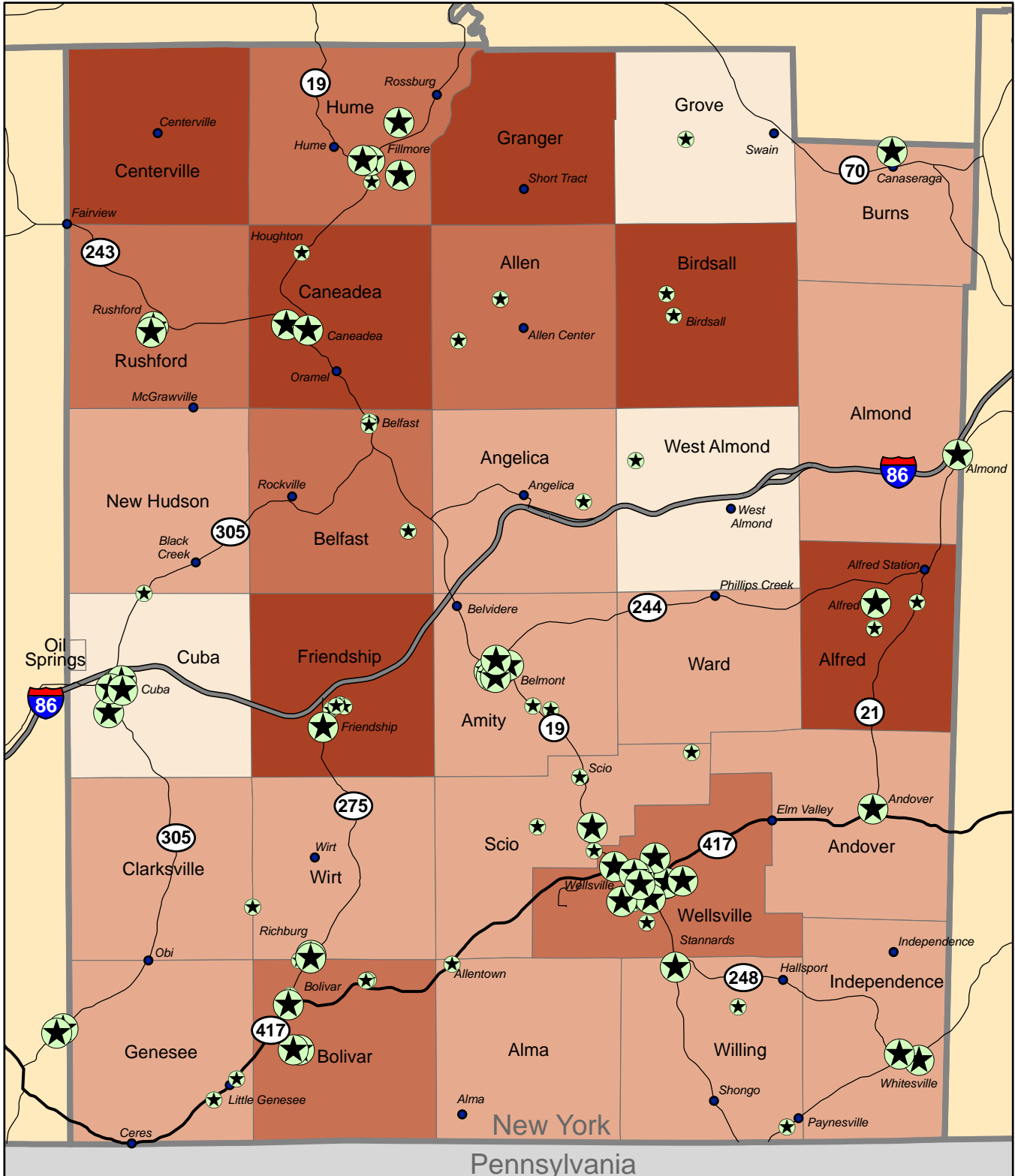






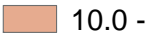

# Allegany County Child Care Providers and % of Population with Income below Poverty Level

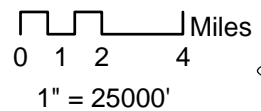


## Child Care Providers

-  Registered or Licensed
-  Legally Exempt

## % Population in Poverty

- |   |   |
|---|---|
|  < 10.0      |  15.1 - 20.0 |
|  10.0 - 15.0 |  > 20.0      |



DATA SOURCES: ACCORD (Nov. 2006), ESRI, NY State GIS Clearinghouse, U.S. Census Bureau (2000).

NOTES: Percentages shown here taken from the American FactFinder Summary File 3 Geographic Comparison Table P14.

Created February 2007 for AWSRHN